


pp møbler





public collection


pricelist | **JPY**  
excl. VAT | april 2021

## Table of content

|   |  |
|---|--|
| 4 | <br>pp12 Sela |
|---|--|

|   |   |
|---|---|
| 5 | <br>pp970//pp973 Wooden Tray |
|---|---|

|   |  |
|---|--|
| 6 | <br>pp961 Hang On |
|---|--|

|   |  |
|---|--|
| 7 | <br>Posters |
|---|--|

|   |                          |
|---|--------------------------|
| 8 | Maintenance instructions |
|---|--------------------------|

|   |         |
|---|---------|
| 9 | ご注意とお願い |
|---|---------|

## Validity

This pricelist dated April 2021 replaces all previous pricelists.

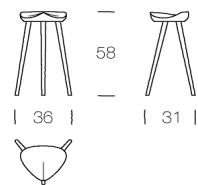
**The price list is valid in Japan only. All prices are in JPY excl. 10% VAT.**

The stated prices and payment terms can be changed without prior notice.

Errors and omissions excepted.

# pp12 Sela

design: Ricardo Graham Ferreira, 2015

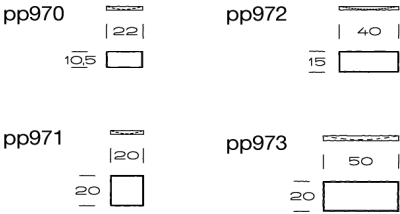


|               | Oak    | Ash    | Beech  | Cherry | Walnut  |
|---------------|--------|--------|--------|--------|---------|
| Soaptreated   | 84.000 | 86.000 | 72.000 |        |         |
| Clear bio oil | 89.000 |        |        | 97.000 | 116.000 |

**Please note:** 本国へは一定数量のみでのオーダーとなるため、日本国内入荷分よりご販売可能。

# pp970//pp973 Wooden Tray

design: Jørgen Høj, 1953



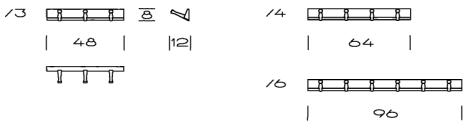
|             |        |
|-------------|--------|
| pp970       | Maple  |
| Soaptreated | 17.000 |
| pp971       |        |
| Soaptreated | 22.000 |
| pp972       |        |
| Soaptreated | 22.000 |
| pp973       |        |
| Soaptreated | 30.000 |

Please note:                   表示価格はデンマーク出荷価格です。

                                      デンマークからの輸入送料は別です。

pp961 Hang On

design: Thomas E. Alken, 2009



| /3 INCL. PEGS (oak/oil, ash & cherry)                      |  | Oak    | Ash    |
|--|--|--------|--------|
| Soaptreated  |  | 33.000 | 33.000 |
| /4 INCL. PEGS (oak/oil, ash, cherry & walnut)              |  |        |        |
| Soaptreated  |  | 40.000 | 40.000 |
| /6 INCL. PEGS (oak/oil, ash, maple, pine, cherry & walnut) |  |        |        |
| Soaptreated  |  | 56.000 | 56.000 |

Specifications: The pegs come in mixed woods as specified below  
Custom choice of pegs is optional

Please note: 表示価格はデンマーク出荷価格です。  
デンマークからの輸入送料は別です。

# Posters

design: Rasmus Koch Studio



Each

8.000

Specifications:      Size: 70x100cm  
Comes in a tube

Please note:      表示価格はデンマーク出荷価格です。  
デンマークからの輸入送料は別です。

# Maintenance instructions

In our view, the furniture is first of all articles for everyday use. They do not merely represent an aesthetic experience, but must also be functional and make sense in use.

We believe that furniture's looks improve with age. Daily wear and tear enriches the pieces with a patina showing that it takes part in a living environment.

Caring for our furniture requires only a few precautions. Dirt, stains, etc. are not difficult to remove if only one follows a few simple guidelines.

## In general

Use a wrung cloth for daily maintenance. Always cover all areas evenly. Read the following instructions thoroughly before you start.

## Important!

Never use cleaning tools containing iron.

## Leather

PP Möbler's standard leather is gently treated natural leather. To remove dust and avoid drying-out, the leather should be washed in soap water one to two times a year or as necessary. We recommend a solution of 1/4 dl. white soap flakes for 5 liters of lukewarm water. Use a soft sponge or a cloth. Make sure you distribute the soapy dissolution evenly covering all surfaces and make sure the leather is not soaked. All superfluous soap water should be dried off with a dry cloth.

## Papercord and cane

Should be washed in soap water one to two times a year or as necessary. We recommend a solution of 1/4 dl. white soap flakes for 5 liters of lukewarm water. Use a soft sponge or a cloth. All superfluous soap water should be dried off with a dry cloth.

## Important!

Cane can break if dried-out so therefore it must be kept soft through frequent washing with soap water. Wash the cane on both sides. You can use a water-atomizer for application. All superfluous soap water should be dried off with a dry cloth.

## Soap treated wood

Soap treated wood should be washed in soap water one to two times a year or as necessary. We recommend a solution of 1/4 dl. white soap flakes for 5 liters of lukewarm water. Use a soft sponge or a cloth. Make sure you distribute the soapy dissolution evenly covering all surfaces following the wood grain and make sure the furniture is not soaked. Wood can be scrubbed with a natural hair brush or a soft sponge if the furniture is particularly dirty. All superfluous soap water should be dried off with a dry cloth. When the furniture is dry the process can be repeated until the required result is reached.

Soap treated wood can be carefully sanded along the grains of the wood using a fine grain sand paper or sanding pad. Please sand with caution, if the wood has gained a patina that you wish to keep. Sanding the wood will take away much of the patina. Sanding may be done after a soap wash treatment, but it is important that the wood is completely dry.

## Oil treated wood

Oil treated wood should be washed the same way as soap treated wood once or twice a year or as necessary. PP Möbler recommend that a thin layer of oil is occasionally applied (though never more than twice a year) after it's been washed. Make sure the oil is evenly distributed. Dry off the furniture with a dry cloth following the wood grain, leaving it completely dry.

## Clear oil on dark woods

On darker woods like oak, cherry, walnut, teak, rosewood and wenge PP Möbler use a clear oil that will enhance the natural rich colors of the wood.

## White oil on light woods

On lighter woods like ash, beech and maple PP Möbler use a white oil that protects the natural light nuances of these woods. The appearance of white oiled woods are very similar to the appearance of soap treated wood. A special white oil is available for oak. PP Möbler do not recommend clear oil for ash, beech and maple.

## Important!

Avoid getting oil on materials such as fabric or leather. Oil treated furniture can leave grease on contact surfaces. Do not place the furniture on carpet covered surfaces or on soap treated wooden floors until one to two weeks after the last oil treatment.

Cloths soaked in oil can self-ignite. Keep cloths in a closed metal container or glass, or dispose of them in a closed plastic bag containing a little water.



1. 予告なく価格改定をする場合があります
2. 価格は日本円（税別）です
3. 受取時に商品に不具合や破損などがある場合は、お受け取り後 7 日以内にお知らせください
4. 価格表記載のサイズは目安です
5. 天然木ゆえ、木目が均一でない場合があります
6. 天然木ゆえ、数脚一緒にお選びいただいた場合、濃淡の差がある場合があります
7. オーク材のオイル仕上げは、完成時は同じ濃淡であっても、オイルを仕上げるにより反応を起こし、一部他の部分より濃くなる場合があります。それは極力天然のオイルを使用しているためです
8. 革部分は、極力天然の状態の肌触りを残す仕上げ「アニリン」の場合、革本来の皺が残っている場合があります。また使用の際にはシミなどがつきやすくなりますが、それも自然な変化とご理解ください
9. 家具をお使いになる部屋の極度の乾燥、高温多湿はお避け下さい。望ましい湿度は 40～60%です
10. エアコンの風が直接当たる場所での使用はお避け下さい
11. 床暖房のある部屋で使用する場合は、乾燥を避けるため、直接床に置かずにラグなどを敷かれることをおすすめします
12. 直射日光はお避け下さい
13. お手入れ方法、お手入れ材料は弊社推奨の方法をお守りください
14. 保証期間はご購入後（弊社発行伝票日付）5 年間です。ただし、正常な使用と推奨の使用環境の場合に限ります。また籐座面は 1 年間とします
15. 製作途中に材料に発生する問題が原因で、予定納期が変更になる場合があります
16. 輸送中に破損が生じた場合、再度製作するため、もとの納期と同程度あるいはそれ以上の納期がかかります
17. お客様ご提供生地に関して通関上の問題が生じた場合は、お客様のご責任となります

scandinavian®  
LIVING

Scandinavian Living Co.

Tokyo Showroom / Office

Tel:03-5789-2885

Fax:03-5789-2886

tokyo@scandinavian.jp

Kobe Showroom / Office

Tel:078-327-7732

Fax:078-327-7708

kansai@scandinavian.jp

[www.scandinavian.co.jp](http://www.scandinavian.co.jp)

